

Stanford Station

Panama City, FL

Demographic Summary Report

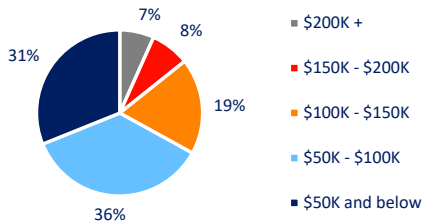
2020 Census, 2025 Estimates & 2030 Projections
Source: Synergos Technologies, Inc

Current Year Demographics	1-Mile Radius	3-Mile Radius	5-Mile Radius	10-Min Drive
Current Population	5,330	45,718	84,611	74,118
Total Daytime Population	12,185	68,477	107,395	96,080
Workplace Population	7,862	31,754	44,767	40,479
Average Household Income	\$109,941	\$93,524	\$102,298	\$96,662
Median Household Income	\$93,077	\$73,314	\$76,714	\$73,880
Total Households	2,149	18,867	33,799	29,707
Median Home Value	\$325,629	\$280,086	\$301,403	\$281,719
College (4+)	37.8%	27.0%	27.0%	25.7%
Total Consumer Spending/Capita (Weekly)	\$433	\$420	\$427	\$422
% of Households with Children	28.8%	25.5%	26.5%	26.4%

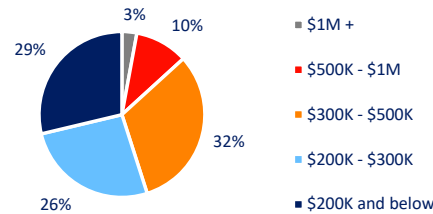
2030 Demographic Projections

Projected Population	5,405	45,515	83,963	73,806
Projected Annual Growth Rate	0.3%	-0.1%	-0.2%	-0.1%
Projected Total Growth Rate (5-Yr)	1.4%	-0.4%	-0.8%	-0.4%

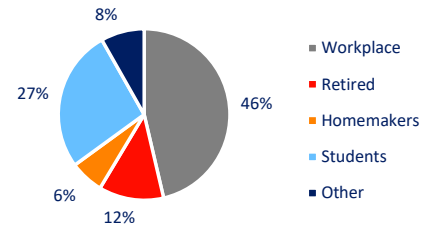
3-Mile Radius Section Detail



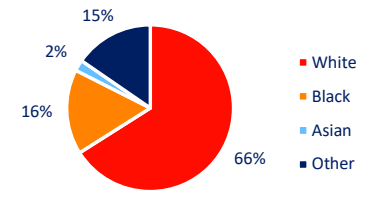
Household Income



Home Value



Daytime Population



Race
Hispanic Origin: 11.1%

